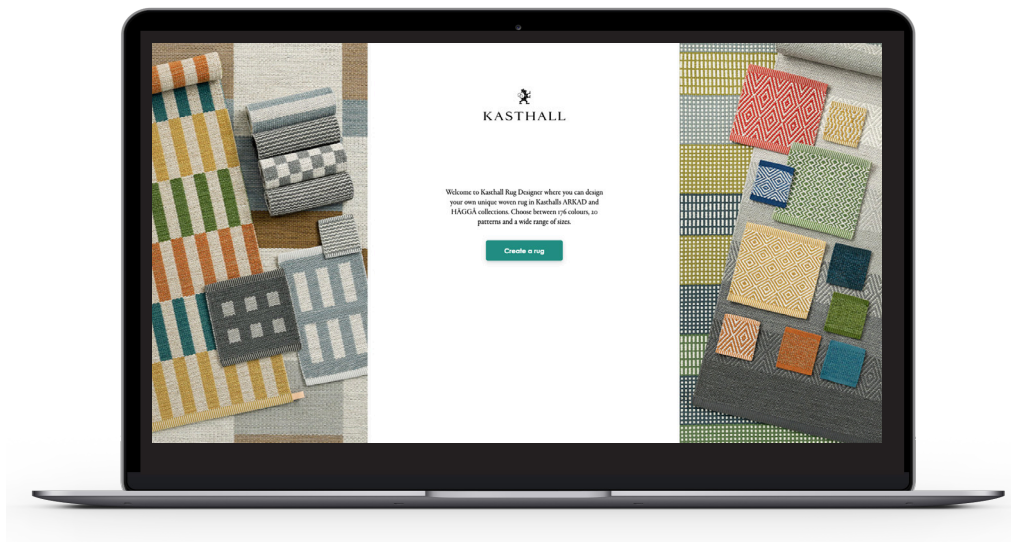


# KASTHALL

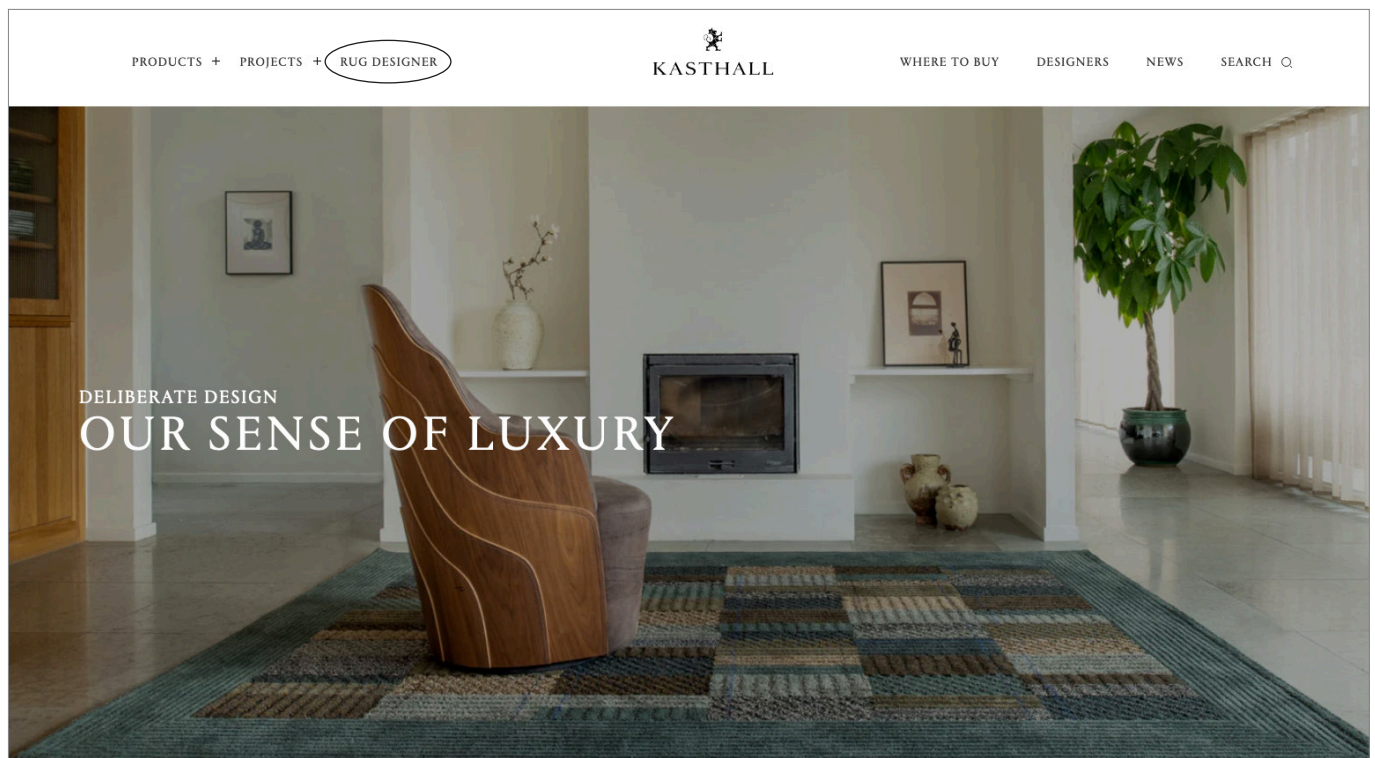
## RUG DESIGNER MANUAL 2022



### WELCOME TO KASTHALL RUG DESIGNER.

Design your own unique woven rug. For the woven qualities ARKAD and HÄGGÅ you may choose between 176 colors, 12 and 8 patterns respectively.

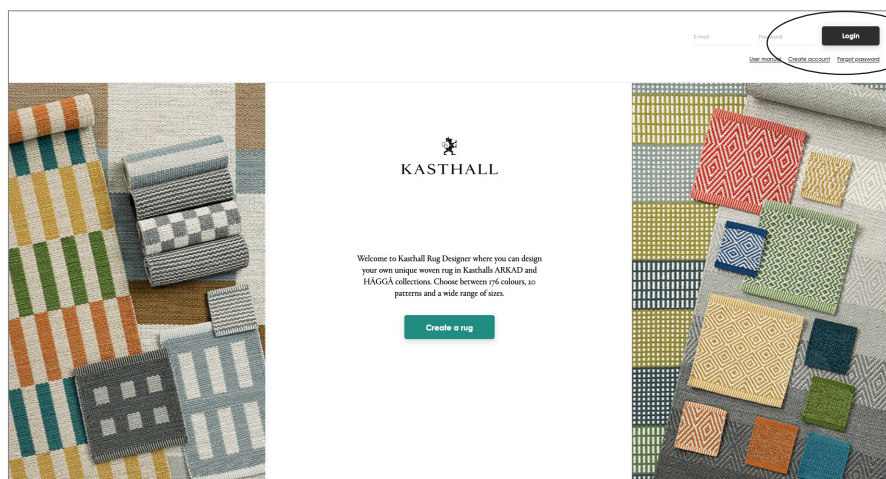




Visit our webpage at [kasthall.com](http://kasthall.com). Go to the menu in the left corner and choose Rug Designer.

*On the following pages we have created  
a guide that explains the process and the tools  
at your disposal in the design process.*

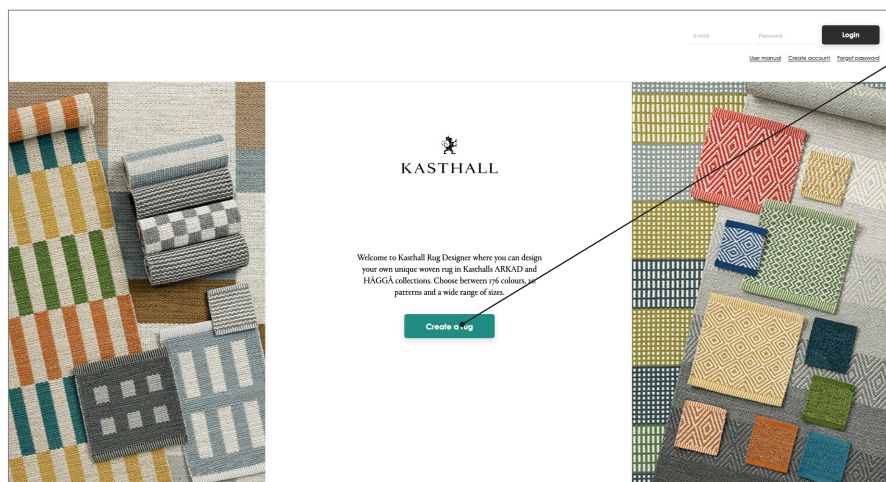
# GET STARTED



1. First of all, you need to create an account.
2. Click on "Create account" and follow the instructions.

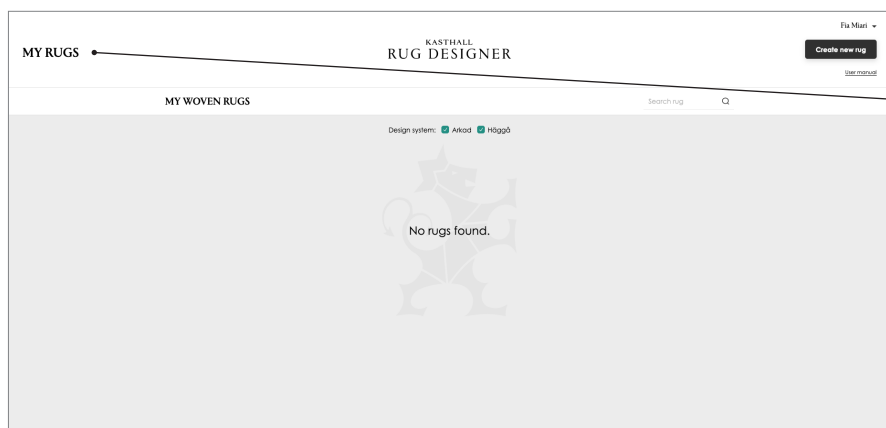
Already have an account? Just login with your email and password. If your memory lets you down, we won't – click on the link "Forgot password".

You are also able to create a rug without an account, but in that case you will be unable to save or export it for purchase.



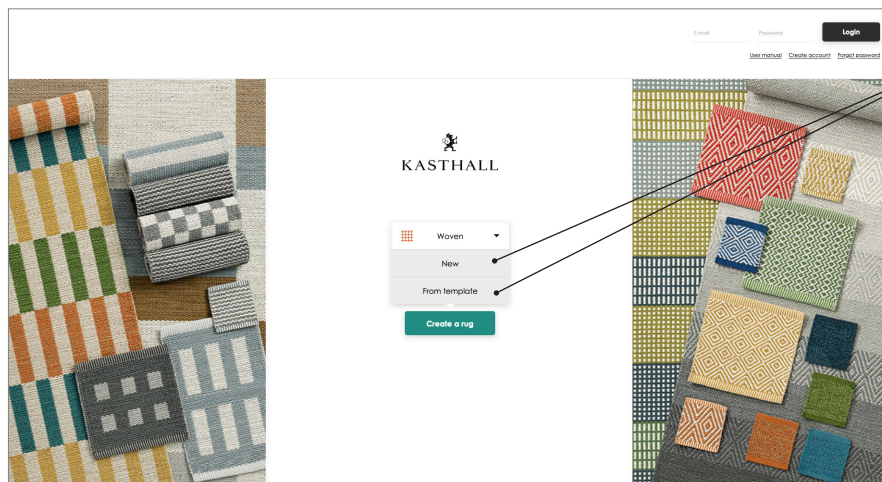
3. Once logged in you can start creating. Either your very own customized rug or one from our selected Kasthall Design templates. Click on "Create a rug".

## MY RUGS



Your saved rug designs. Existing designs can be duplicated and altered.

# NEW DESIGN VS. TEMPLATE RUG

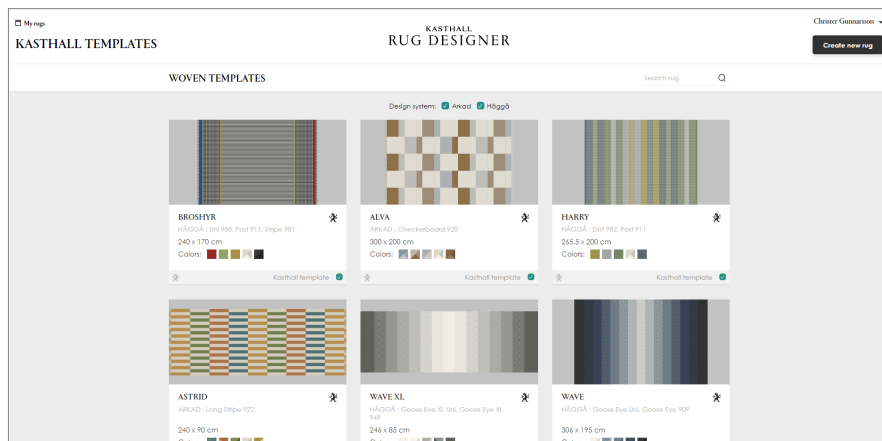


First you need to decide if you want to design your own individual rug from scratch or to make use of our templates.

*Why not use our templates for inspiration?*

We offer Kasthall design templates that enables you to change and experiment with colors and patterns.

## TEMPLATES



Our woven rugs have templates you can design from, you are still able to change and mix colors and patterns.

*Regardless of choice, new design or template, all steps and tools are similar and easy to use.*



# SELECT SIZE AND PATTERN OPTIONS

First of all, decide the size of your rug. Drag the slider from left to right until you get the perfect fit for you. Width and length. Metric or imperial system, we offer both. You may switch easily from cm's to inches. The size of your rug can be altered during your design process.

The screenshot shows the 'KASTHALL RUG DESIGNER' interface. On the left, under '1. SELECT YOUR SIZE', there are sliders for 'RUG WIDTH' (ranging from 70 to 170 cm) and 'RUG LENGTH' (ranging from 70 to 1000 cm). A 'Switch' button is visible. On the right, under '2. CHOOSE PATTERN', there are two tabs: 'Arkad' and 'Häggå'. Below these are 'MIX' and 'SINGLE PATTERNS' sections, each displaying various pattern thumbnails. A 'Create new rug' button is in the top right corner.

Note that our woven rugs are available in two different design systems: Arkad and Häggå.

Below each design system you'll find a choice of different types of patterns and combinations.

When creating a rug from scratch certain patterns may not be available for selection. The reason being that the patterns have different standard widths, based on our looms. Below each pattern you are informed on which standard widths can be used for that specific pattern.

For instance, if you select Arkad and choose a certain pattern from the MIX or MIX+ panels (note that they are not available in all sizes) and one of them turns grey, it is an indication that you need to change the rug size or select another pattern.

*If you are unable to assign a specific pattern, your size is not allowed in this particular pattern. Hence, change the size on your rug or select another pattern.*

The screenshot shows the 'KASTHALL RUG DESIGNER' interface at the 'NAME YOUR RUG' and 'YOUR SPECIFICATIONS' stage. The 'NAME YOUR RUG' section has a 'Rug' label and a 'Project type (Mandatory)' dropdown with 'Contract' and 'Residential' options. The 'YOUR SPECIFICATIONS' section shows 'Technique: Handwoven rug', 'Size: 170 cm / 240 cm', and 'Selected pattern / Pattern group'. A 'Create rug' button is highlighted with a red circle at the bottom.

You are unique and so is your rug. Now, create a suitable name for your rug and fill in the project type: Contract or Residential.

Make sure that the applied specifications are correct and then press "Create rug" to proceed.

## SPECIAL WIDTHS

Too wide or not wide enough? If you want a special rug width that is not available in Rug Designer it can most probably be overcome for the woven rugs.

Please select the width closest to your desired width and make a note in the message field before you "Export" your finished design.

# DESIGN | THE TOOLS

*Your Rug Designer Toolbox. We supply the tools for your creation needs.  
Here's a rundown of the functions and tools:*

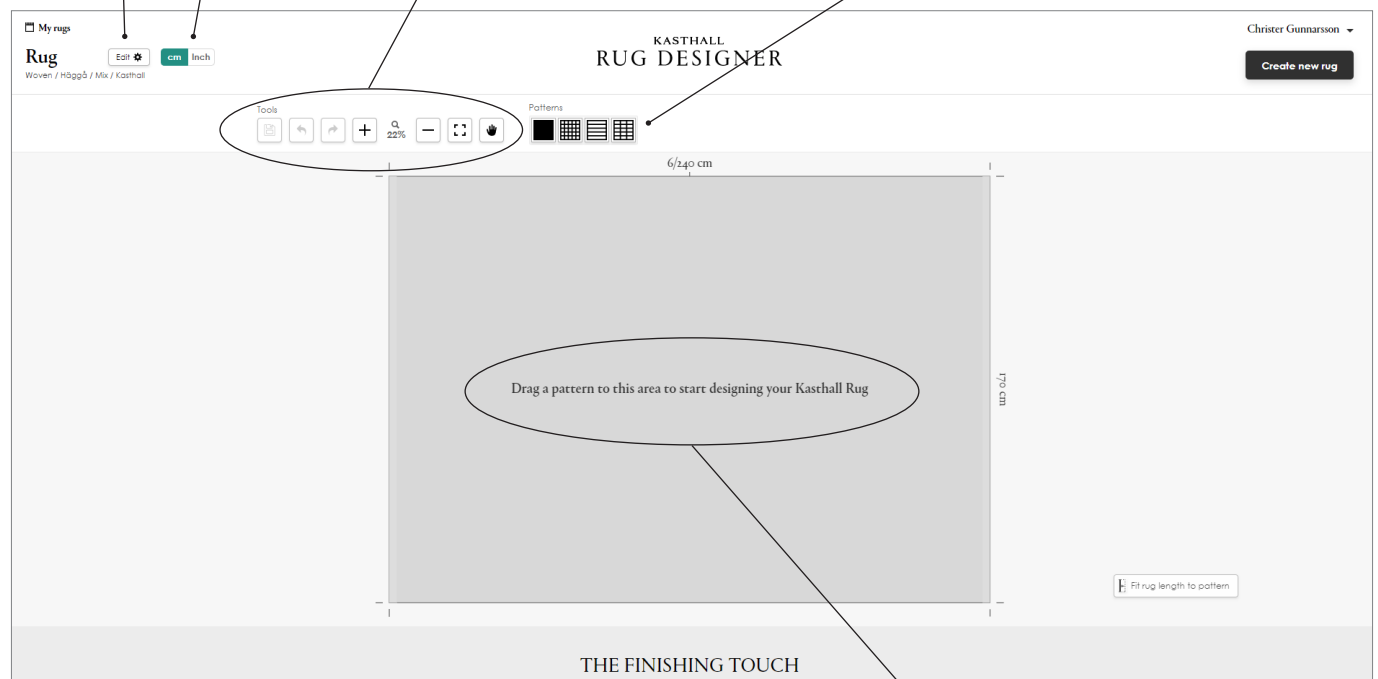
Change the size and name of the rug while designing.

You can still switch from  
cm to inch.

Tools from left to right;

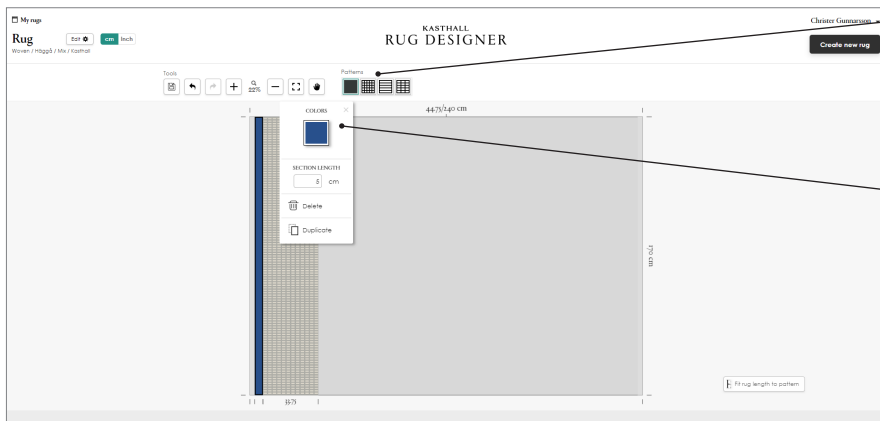
- save
- undo (back)
- undo (forward)
- zoom in  
(see the percent of the view)
- zoom out center the rug
- Move the view

Patterns;  
Drag and drop a pattern  
on the rug design pad.



This area is where your unique  
Kasthall rug takes shape.

# DESIGN | PATTERNS



Drag a pattern from the tool bar to the design pad. Decide the size of the pattern by adjusting it directly in the area or by entering the size manually by double clicking on the pattern.

You may also duplicate the pattern.

If you change your mind you can delete any given step.




Fill the whole area with a pattern of your choice – different patterns or one and the same.

The measurement dimensions at the top of the page represent the length of the entire rug, including endings.

If the rug length is 300 cm, only 294 cm can be filled with your pattern.

# UPCHARGE COST



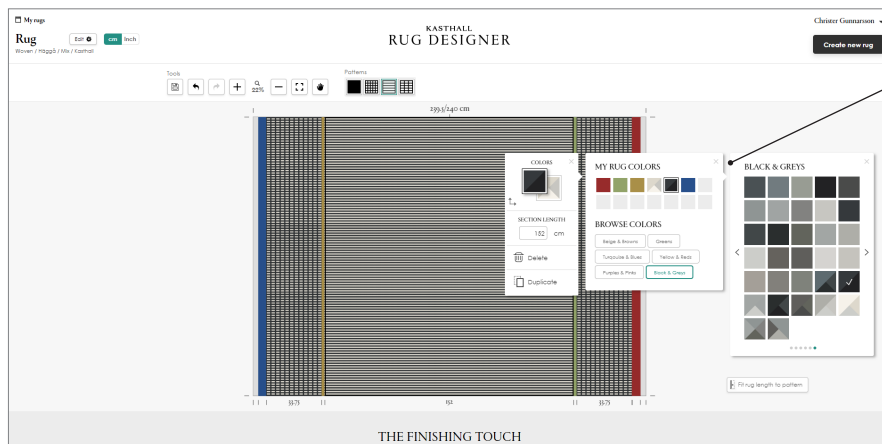
Upcharge costs occur when your selected number of patterns exceed our standard.

*Limitations – Woven rug:*

For 1–6 colors or patterns per running meter a standard cost is applied. If you want to use more than 6 colors/patterns per running meter for your design, please contact Kasthall for a quotation; [customerservice@kasthall.se](mailto:customerservice@kasthall.se)

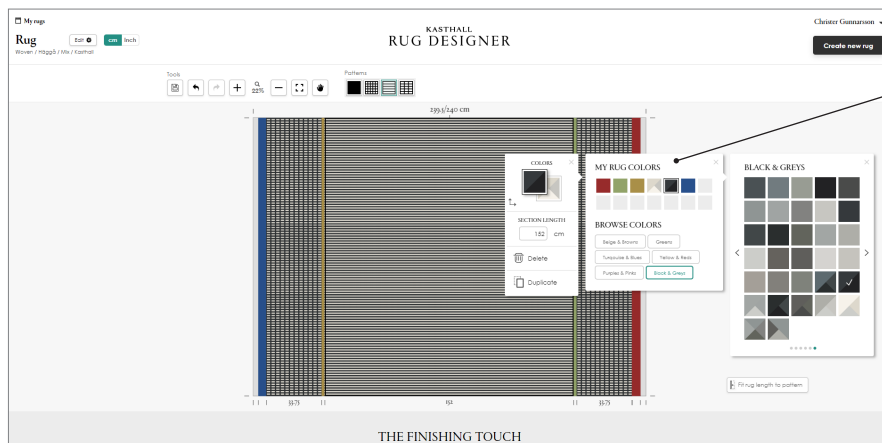
However, you may continue to design your rug. We just want you to be aware of the upcharge cost.

# DESIGN | COLORS




Welcome to the magic of colors. First, double click on the design area to show existing color options. Then, double click “colors” to browse additional options.

Some of the colors are solid and some are mixed. In order to change color you need to choose the color you want to change.



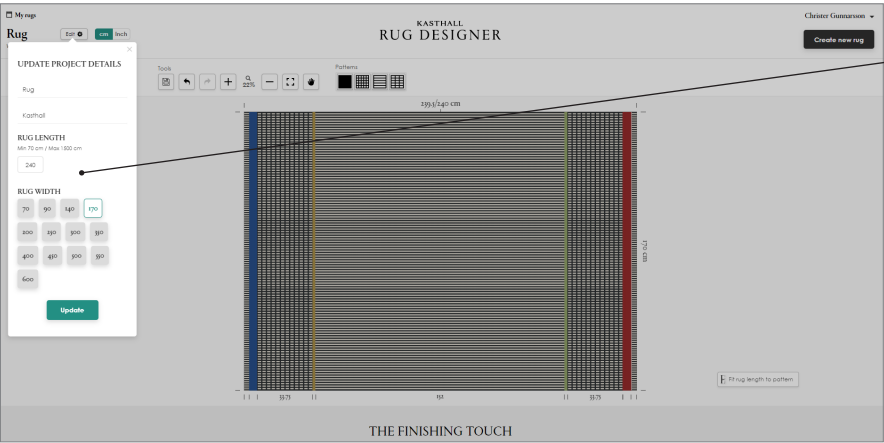
There's no limitation on the number of combinations you can select. Be creative and play around with the colors.



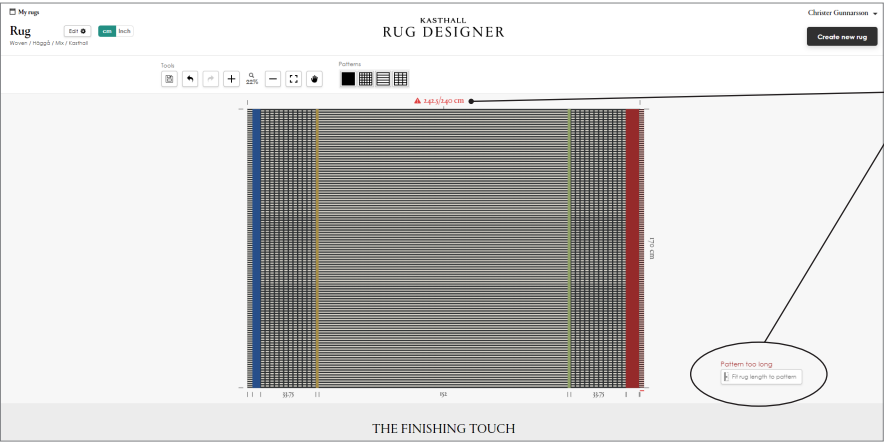
Once you've found your perfect design, it is time to move on.



# SIZE



If you want you can change the name and/or the size of your rug.



Measurement alert. If your total pattern length exceeds your chosen rug length, you can make the rug bigger by clicking: "Fit rug length to pattern". If you don't want your rug longer you need to make the pattern smaller.

# THE FINISHING

*The end is near. Now, the design is complete and you only have a few more steps to go.*

THE FINISHING TOUCH

**CHOOSE RUG ENDING**  
A decorative border is recommended

Left side Right side

Wider base side & long narrower side

Single color Multi color

**SELECT BACKING OPTION**  
Wider base side to back-rug

☐ Backing ☒ No backing

The underside of the woven rug is coated with Aqueous acrylic adhesive to stabilize the dimensions of the rug and extend its life and durability. It is recommended for rug wider than 200 cm or larger than 6 square metres in area.

**PROCEED TO SUMMARY**  
Proceed to the summary of your rug specifications to be able to export your rug in pdf and rug format. [Back to rug](#)

Proceed

Everybody loves a perfect ending. Select edging by picking colors the same way you did on the rug. Select between single (unicolor) or multi-color (striped). If you select a mix color as ending, a color will be selected by default from Kasthall.

THE FINISHING TOUCH

**CHOOSE RUG ENDING**  
A decorative border is recommended

Left side Right side

Wider base side & long narrower side

Single color Multi color

**SELECT BACKING OPTION**  
Wider base side to back-rug

☐ Backing ☒ No backing

The underside of the woven rug is coated with Aqueous acrylic adhesive to stabilize the dimensions of the rug and extend its life and durability. It is recommended for rug wider than 200 cm or larger than 6 square metres in area.

**PROCEED TO SUMMARY**  
Proceed to the summary of your rug specifications to be able to export your rug in pdf and rug format. [Back to rug](#)

Proceed

There are two sides to every story. Select whether you want backing or not on your rug. Backing means that the under-side of the woven rug is coated with Aqueous acrylic adhesive to stabilize the dimensions of the rug and extend its life and durability. It is recommended for rugs wider than 200 cm or larger than 6 square metres in area. Click the button "Proceed".

Rug not completed

Complete your rug by filling it with patterns or adjusting the size by clicking the fit to rug button.

Ok

**CHOOSE RUG ENDING**  
A decorative border is recommended

Left side Right side

Wider base side & long narrower side

Single color Multi color

**SELECT BACKING OPTION**  
Wider base side to back-rug

☐ Backing ☒ No backing

The underside of the woven rug is coated with Aqueous acrylic adhesive to stabilize the dimensions of the rug and extend its life and durability. It is recommended for rug wider than 200 cm or larger than 6 square metres in area.

**PROCEED TO SUMMARY**  
Proceed to the summary of your rug specifications to be able to export your rug in pdf and rug format. [Back to rug](#)

Proceed

"Rug not completed" means that the length of the pattern probably exceeds the length of the rug.

Solution: Make the pattern smaller or the rug bigger.

# SPECIFICATION

The specification is a visual and factual summary of your selected design.  
It is a final confirmation to make sure that the design chosen agrees with your vision.  
Please, review and double-check to make sure everything is correct.

Warp  
RECIPE

KASTHALL  
RUG DESIGNER

Choose Customization  
Create new rug

CONFIRM RUG SPECIFICATIONS

Items of rug  
Rug

Color  
Kashmir

Size  
170 cm / 140 cm

Project type  
Residential

Patterns used  
3 patterns

Colors used  
6 colors

Rug binding  
Information  
Left (2 cm)  
Right (2 cm)  
Inside (2 cm)  
Outside (2 cm)

Binding option  
No binding

LENGTH	PATTERN	COLORS
1 5 cm	1st 100	1st 100
2 24.6 cm	2nd 100	2nd 100
3 2 cm	3rd 100	3rd 100
4 147 cm	4th 100	4th 100
5 2 cm	5th 100	5th 100
6 24.6 cm	6th 100	6th 100
7 5 cm	7th 100	7th 100

YOUR SPECIFICATIONS

Handwoven rug

PRODUCT TYPE: Handwoven rug in pure wool  
KASTHALL: 100% wool  
KASTHALL: 100% wool  
TOTAL WEIGHT: approx. 1000 g/m²  
TOTAL HEIGHT: approx. 5 mm

Shipping information  
3 cm on all rugs

ADDITIONAL INFORMATION  
Write message here

MY PROFILE

Name: Omer Gurem  
Email: omer.gurem@kasthall.com  
Company: Kasthall

COST ESTIMATE

If you are interested in purchasing this rug, please contact us for more information. We will be happy to help you.

Export design file

EVERYTHING OK? Once you approve of your design, press “Export”. You will receive a receipt of your rug, in addition to different types of files to show and import in programs such as Sketch-Up, ArchiCAD etc.

An exact representation of the rug is displayed. Every detail is shown, from left to right, with length, patterns, color/colors.

Furthermore, information on technique, shrinking allowance, additional information and profile information are provided.

If you want a special rug width that is not available in Rug Designer it can be overcome for the woven rugs. Please select the width closest to your desired width and make a note in the message field before you “Export” your finished design.

OTHER SPECIAL REQUESTS?  
Please write them here and we will follow up as soon as possible.

# YOUR RECIPE

Note that the receipt will always show your selected size in cm's (directly converted from inches, if that happens to be your unit of choice) since it is factory standard and needs to be transformed for the production. No need to worry, we have perfect control over conversion. We have done in it since forever.

KASTHALL  
RUG DESIGNER

page 1 / 3

YOUR RECIPE

Name of rug  
Rug

Size  
170 cm x 240 cm

Project type  
Residential

Client  
Kasthall

Backing option  
No backing



Technique  
Handwoven rug

PRODUCT TYPE: Woven rug in pure wool  
WARP MATERIAL: 100% linen  
WEFT MATERIAL: 100% wool  
TOTAL WEIGHT: approx. 2200 g/m²  
TOTAL HEIGHT: approx. 5 mm

Shrinkage allowance  
Between 3-5% on all rugs

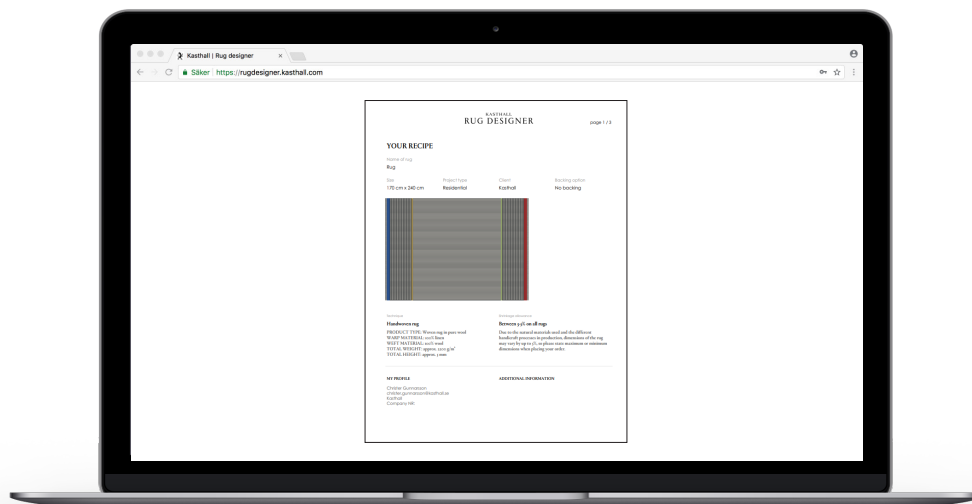
Due to the natural materials used and the different handicraft processes in production, dimensions of the rug may vary by up to 5%, so please state maximum or minimum dimensions when placing your order.

MY PROFILE

Christer Gunnarsson  
christer.gunnarsson@kasthall.se  
Kasthall  
Company NR:

ADDITIONAL INFORMATION

## COST ESTIAMTE AND ORDER



*Would you like a cost estimate or place an order?*

Export your rug specification and attach it to an e-mail to:  
Kasthall Customer Service: [customerservice@kasthall.se](mailto:customerservice@kasthall.se)

Specify whether you want a cost estimate or place your order.



KASTHALL.COM